

KEY

- FULL RECONSTRUCTION: PROPOSED 40mm THICK CAMBRIDGESHIRE ASPHALT SURFACE COURSE (CLAUSE 12.03) ON 190mm AC 20 DENSE BIN. EXISTING TYPE 1 SUB BASE TO BE RECOMPACTED TO CLAUSE 803
- PROPOSED 40mm THICK CAMBRIDGESHIRE ASPHALT SURFACE COURSE (CLAUSE 12.03) ON 65mm AC 20 DENSE BIN
- PROPOSED FOOTWAY ASPHALT: 25mm THICK AC6 DENSE SURF LAID ON 60mm THICK AC14 CLOSE SURF DENSE ASPHALT CONCRETE. EXISTING TYPE 1 SUB BASE TO BE RECOMPACTED TO CLAUSE 803.
- PROPOSED 25mm THICK AC6 DENSE SURF LAID ON 60mm THICK AC14 CLOSE SURF DENSE ASPHALT CONCRETE ON 150mm TYPE 1 SUB BASE
- PROPOSED BUFF 65mm THICK TACTILE PAVING ON 25mm SAND CEMENT MORTAR BED LAID ON 60mm BINDER COURSE. EXISTING TYPE 1 SUB BASE TO BE RECOMPACTED TO CLAUSE 803.
- PROPOSED BUFF 65mm THICK TACTILE PAVING ON 25mm SAND CEMENT MORTAR BED LAID ON 60mm BINDER COURSE AND 150mm TYPE 1 SUB BASE
- PROPOSED RED 65mm THICK TACTILE PAVING ON 25mm SAND CEMENT MORTAR BED LAID ON 60mm BINDER COURSE. EXISTING TYPE 1 SUB BASE TO BE RECOMPACTED TO CLAUSE 803
- PROPOSED RED 65mm THICK TACTILE PAVING ON 25mm SAND CEMENT MORTAR BED LAID ON 60mm BINDER COURSE AND 150mm TYPE 1 SUB BASE
- PROPOSED 100 x 200 x 80mm PRE-CAST CONCRETE BLOCK WITH APPLIED BALLONFINI TO BE INSTALLED AS PART OF THE TACTILE ARRANGEMENT
- PROPOSED 65mm THICK CORDUROY PAVING ON 25mm SAND CEMENT MORTAR BED LAID ON 60mm BINDER COURSE. EXISTING TYPE 1 SUB BASE TO BE RECOMPACTED TO CLAUSE 803
- PROPOSED 65mm THICK CORDUROY PAVING ON 25mm SAND CEMENT MORTAR BED LAID ON 60mm BINDER COURSE AND 150mm TYPE 1 SUB BASE
- RED COLOURED STONE MASTIC ASPHALT 6mm SURF (CLAUSE 12.03) 50mm THICK
- RED COLOURED STONE MASTIC ASPHALT 6mm SURF (CLAUSE 12.03) 50mm THICK, 65mm AC 20 DENSE BIN
- PROPOSED 200mm x 100mm x 80mm RED PRECAST CONCRETE RECTANGULAR BLOCKS LAID ON 60mm THICK AC14 CLOSE SURF DENSE ASPHALT CONCRETE. EXISTING TYPE 1 SUB BASE TO BE RECOMPACTED TO CLAUSE 803
- PROPOSED 3mm BUFF ANTI SKID RESISTANT SURFACE TREATMENT ON 40mm THICK CAMBRIDGESHIRE ASPHALT SURFACE COURSE (CLAUSE 12.03 OR 12.04) ON 65mm AC 20 DENSE BIN
- PROPOSED RAIN GARDEN: PLANTING ON 400mm TOPSOIL AND 600mm SUBSOIL. REFER TO 6193-WSP-CT-XX-DR-LA-03012 FOR PLANTING AND FULL DETAILS
- PROPOSED GRASS: ON 150mm TOPSOIL AND 300mm SUBSOIL. REFER TO 6193-WSP-CT-XX-DR-LA-03007 FOR PLANTING AND FULL DETAILS
- EXISTING VEGETATION TO BE TRIMMED
- PROPOSED 125mm x 225mm PRE-CAST CONCRETE BULLNOSE KERB LAID ON 150mm WET LEAN CONCRETE
- PROPOSED 60mm x 150mm PRE-CAST CONCRETE EDGING LAID ON 150mm WET LEAN CONCRETE
- PROPOSED 125mm x 150mm PRE-CAST CONCRETE FLUSH KERB WITH DROPPER LAID ON 150mm WET LEAN CONCRETE (MAX. 6mm UPSTAND)
- PROPOSED RAMP
- HIGHWAY BOUNDARY
- PROPOSED PRIMROSE YELLOW LINE MARKING
- PROPOSED WHITE LINE MARKING
- PROPOSED SINUSOIDAL HUMPS

S3-P02	25.05.2023	NP	KERB SPECIFICATION UPDATED	JAH	JN
S3-P01	13.01.2023	NP	FIRST ISSUE	JAH	JN
REV	DATE	BY	DESCRIPTION	CHK	APD

DRAWING STATUS: **DETAILED DESIGN**

70 Chancery Lane, London WC2A 1AF
www.fmconway.co.uk www.wsp.com

CLIENT: **GREATER CAMBRIDGE PARTNERSHIP**

PROJECT: **COMBERTON GREENWAY**

TITLE: **GENERAL ARRANGEMENT SHEET 24 OF 31**

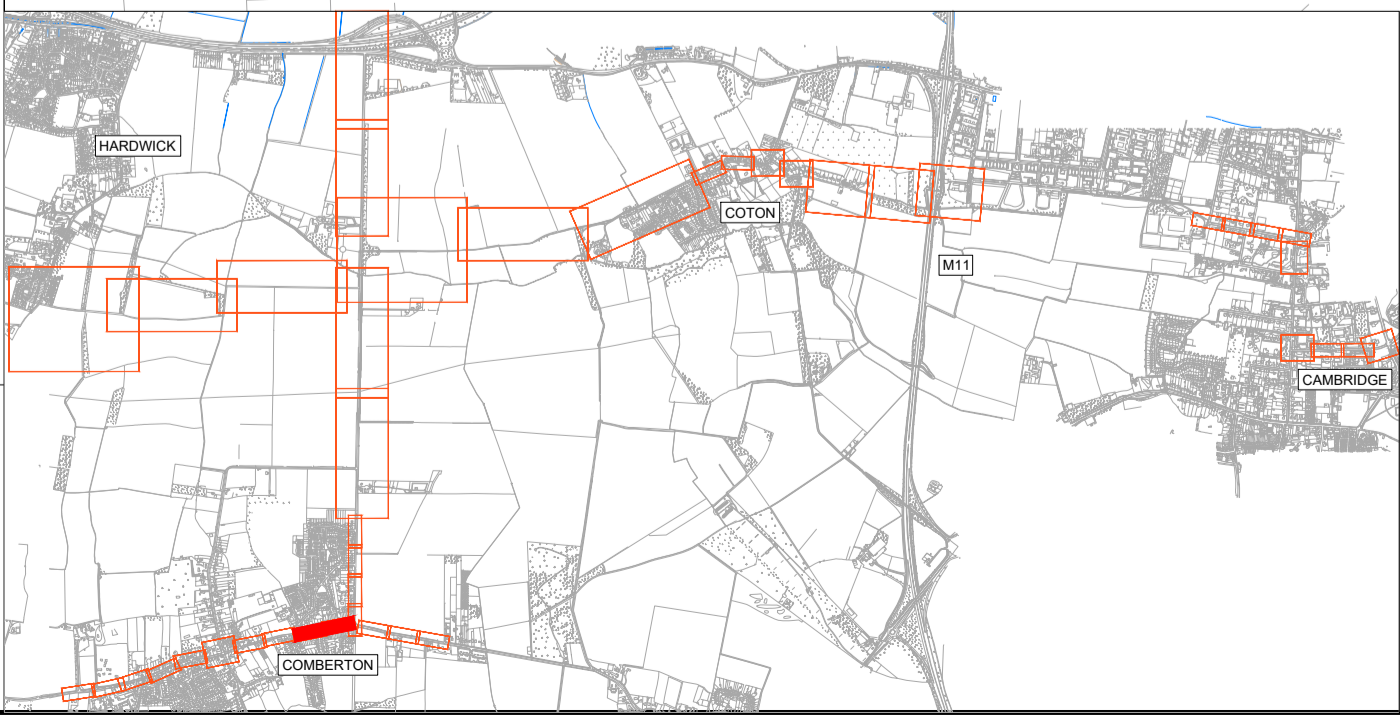
SCALE @ A1	DATE	DESIGN/DRAWN	CHECKED	APPROVED	SHEET
1:250	13.01.2023	NP	JAH	JN	A1
WSP PROJECT NO.	70056482				
DRAWING NO.	6193-WSP-CT-XX-DR-HW-000100-24				REV
					S3-P01

KEY

- PROPOSED CLOSE BOARD TIMBER FENCE
- PROPOSED SHIN RAIL
- PROPOSED SIGN AND POST
- PROPOSED SIGN MOUNTED ON EXISTING POST
- PROPOSED WAYFINDING SIGN
- PROPOSED SIGN MOUNTED ON EXISTING LIGHTING COLUMN
- RELOCATED ELECTRIC POLE (LOCATION TO BE CONFIRMED)
- RELOCATED TRAFFIC SIGNAL
- RELOCATED LIGHTING COLUMN
- RELOCATED BENCH
- RELOCATED BIN
- PROPOSED TRAPPED PRECAST CONCRETE GULLY (450mm DIAMETER, 900mm DEPTH) WITH CLASS D400 CYCLE FRIENDLY GULLY FRAME AND COVER UTILISING EXISTING CONNECTION TO MAIN SEWER
- PROPOSED SILT TRAP: 100mm x 100mm SILVER GREY SETTS LAID ON 150mm WET LEAN CONCRETE WITH VARIABLE UPSTAND.
- PROPOSED CYCLE STAND
- PROPOSED TREE. REFER TO 6193-WSP-CT-XX-DR-LA-03012 FOR DETAILS
- EXISTING GULLY FRAME AND COVER TO BE REMOVED AND REPLACED WITH CLASS D400 CYCLE FRIENDLY GULLY FRAME AND COVER
- EXISTING LINE MARKING
- EXISTING FENCE TO BE RETAINED
- EXISTING TREE TO BE RETAINED
- EXISTING GULLY TO BE RETAINED
- EXISTING SIGN AND POST TO BE RETAINED
- EXISTING LIGHTING COLUMN TO BE RETAINED
- EXISTING BOLLARD TO BE RETAINED
- EXISTING BENCH TO BE RETAINED
- EXISTING UTILITY CABINET
- EXISTING STANDARD SERVICE COVER TO BE RAISED/LOWERED TO SUIT NEW LEVELS
- EXISTING STANDARD SERVICE COVER TO BE FITTED WITH RECESSED COVER AND RAISED/LOWERED TO SUIT NEW LEVEL
- EXISTING STANDARD SERVICE COVER TO BE RELOCATED
- WARNING RISK: INDICATES A RESIDUAL RISK AS A WARNING
- INFORMATION RISK: INDICATES A RESIDUAL RISK FOR INFORMATION

NOTES:

- WHERE FLUSH KERBS ARE PROPOSED AT RAISED TABLES A MINIMUM OF 25mm KERB UPSTAND IS TO BE MAINTAINED



PROPOSED 20mph SPEED LIMIT THROUGH COMBERTON VILLAGE. REPEATER SIGNS TO BE PLACED ON EXISTING LIGHTING COLUMNS

RISK: HIGH VOLTAGE ELECTRICITY SERVICES IN CLOSE PROXIMITY TO THE EXISTING AND PROPOSED KERBS. EXTRA CARE TO BE TAKEN DURING EXCAVATION WORKS

HAZARD: TELEPHONE POLE AND OVERHEAD CABLES

- KEY**
- FULL RECONSTRUCTION: PROPOSED 40mm THICK CAMBRIDGESHIRE ASPHALT SURFACE COURSE (CLAUSE 12.03) ON 190mm AC 20 DENSE BIN. EXISTING TYPE 1 SUB BASE TO BE RECOMPACTED TO CLAUSE 803
 - PROPOSED 40mm THICK CAMBRIDGESHIRE ASPHALT SURFACE COURSE (CLAUSE 12.03) ON 65mm AC 20 DENSE BIN
 - PROPOSED FOOTWAY ASPHALT: 25mm THICK AC6 DENSE SURF LAID ON 60mm THICK AC14 CLOSE SURF DENSE ASPHALT CONCRETE. EXISTING TYPE 1 SUB BASE TO BE RECOMPACTED TO CLAUSE 803.
 - PROPOSED 25mm THICK AC6 DENSE SURF LAID ON 60mm THICK AC14 CLOSE SURF DENSE ASPHALT CONCRETE ON 150mm TYPE 1 SUB BASE
 - PROPOSED BUFF 65mm THICK TACTILE PAVING ON 25mm SAND CEMENT MORTAR BED LAID ON 60mm BINDER COURSE. EXISTING TYPE 1 SUB BASE TO BE RECOMPACTED TO CLAUSE 803.
 - PROPOSED BUFF 65mm THICK TACTILE PAVING ON 25mm SAND CEMENT MORTAR BED LAID ON 60mm BINDER COURSE AND 150mm TYPE 1 SUB BASE
 - PROPOSED RED 65mm THICK TACTILE PAVING ON 25mm SAND CEMENT MORTAR BED LAID ON 60mm BINDER COURSE. EXISTING TYPE 1 SUB BASE TO BE RECOMPACTED TO CLAUSE 803
 - PROPOSED RED 65mm THICK TACTILE PAVING ON 25mm SAND CEMENT MORTAR BED LAID ON 60mm BINDER COURSE AND 150mm TYPE 1 SUB BASE
 - PROPOSED 100 x 200 x 80mm PRE-CAST CONCRETE BLOCK WITH APPLIED BALLONITINI TO BE INSTALLED AS PART OF THE TACTILE ARRANGEMENT
 - PROPOSED 65mm THICK CORDUROY PAVING ON 25mm SAND CEMENT MORTAR BED LAID ON 60mm BINDER COURSE. EXISTING TYPE 1 SUB BASE TO BE RECOMPACTED TO CLAUSE 803
 - PROPOSED 65mm THICK CORDUROY PAVING ON 25mm SAND CEMENT MORTAR BED LAID ON 60mm BINDER COURSE AND 150mm TYPE 1 SUB BASE
 - RED COLOURED STONE MASTIC ASPHALT 6mm SURF (CLAUSE 12.03) 50mm THICK
 - RED COLOURED STONE MASTIC ASPHALT 6mm SURF (CLAUSE 12.03) 50mm THICK, 65mm AC 20 DENSE BIN
 - PROPOSED 200mm x 100mm x 80mm RED PRECAST CONCRETE RECTANGULAR BLOCKS LAID ON 60mm THICK AC14 CLOSE SURF DENSE ASPHALT CONCRETE. EXISTING TYPE 1 SUB BASE TO BE RECOMPACTED TO CLAUSE 803
 - PROPOSED 3mm BUFF ANTI SKID RESISTANT SURFACE TREATMENT ON 40mm THICK CAMBRIDGESHIRE ASPHALT SURFACE COURSE (CLAUSE 12.03 OR 12.04) ON 65mm AC 20 DENSE BIN
 - PROPOSED RAIN GARDEN: PLANTING ON 400mm TOPSOIL AND 600mm SUBSOIL. REFER TO 6193-WSP-CT-XX-DR-LA-03012 FOR PLANTING AND FULL DETAILS
 - PROPOSED GRASS: ON 150mm TOPSOIL AND 300mm SUBSOIL. REFER TO 6193-WSP-CT-XX-DR-LA-03007 FOR PLANTING AND FULL DETAILS
 - EXISTING VEGETATION TO BE TRIMMED
 - PROPOSED 125mm x 225mm PRE-CAST CONCRETE BULLNOSE KERB LAID ON 150mm WET LEAN CONCRETE
 - PROPOSED 60mm x 150mm PRE-CAST CONCRETE EDGING LAID ON 150mm WET LEAN CONCRETE
 - PROPOSED 125mm x 150mm PRE-CAST CONCRETE FLUSH KERB WITH DROPPER LAID ON 150mm WET LEAN CONCRETE (MAX. 6mm UPSTAND)
 - PROPOSED RAMP
 - HIGHWAY BOUNDARY
 - PROPOSED PRIMROSE YELLOW LINE MARKING
 - PROPOSED WHITE LINE MARKING
 - PROPOSED SINUSOIDAL HUMPS

S3-P02	25.05.2023	NP	KERB SPECIFICATION UPDATED	JAH	JN
S3-P01	13.01.2023	NP	FIRST ISSUE	JAH	JN
REV	DATE	BY	DESCRIPTION	CHK	APD

DETAILED DESIGN

70 Chancery Lane, London WC2A 1AF
www.fmconway.co.uk www.wsp.com

CLIENT

GREATER CAMBRIDGE PARTNERSHIP

PROJECT

COMBERTON GREENWAY

TITLE

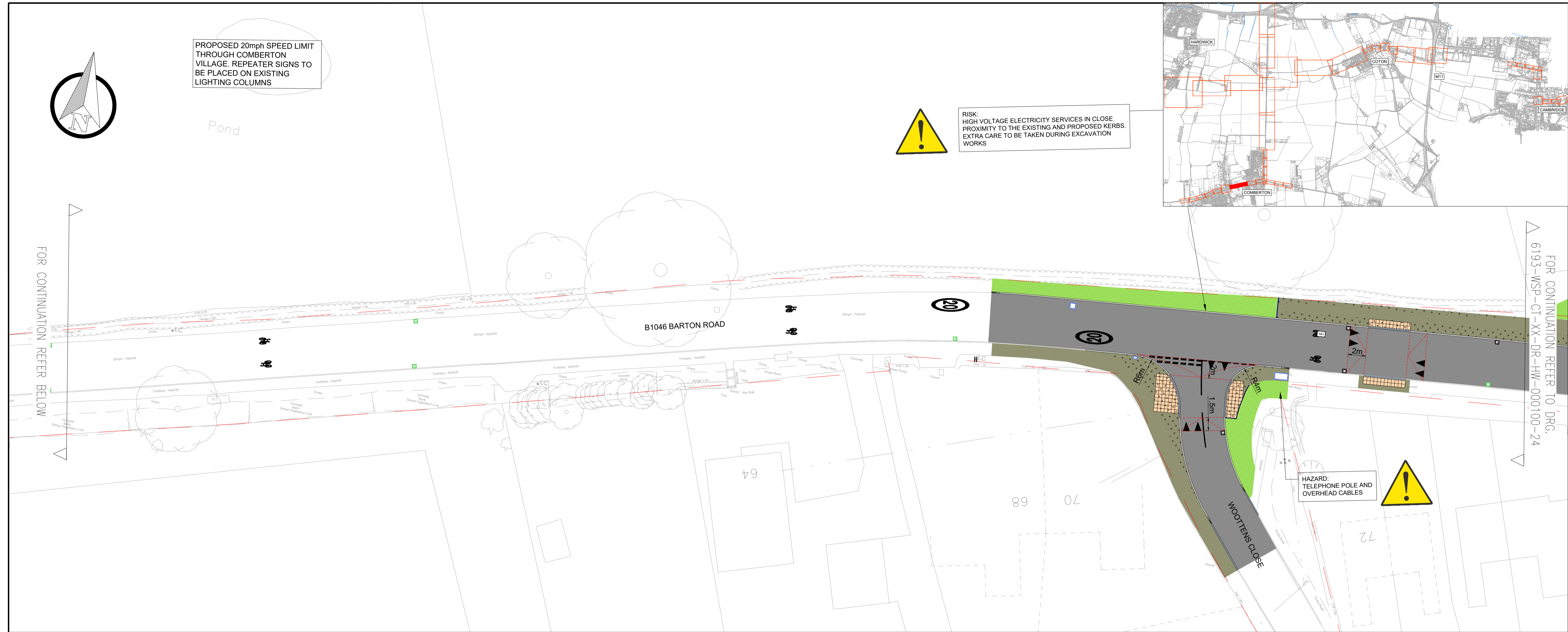
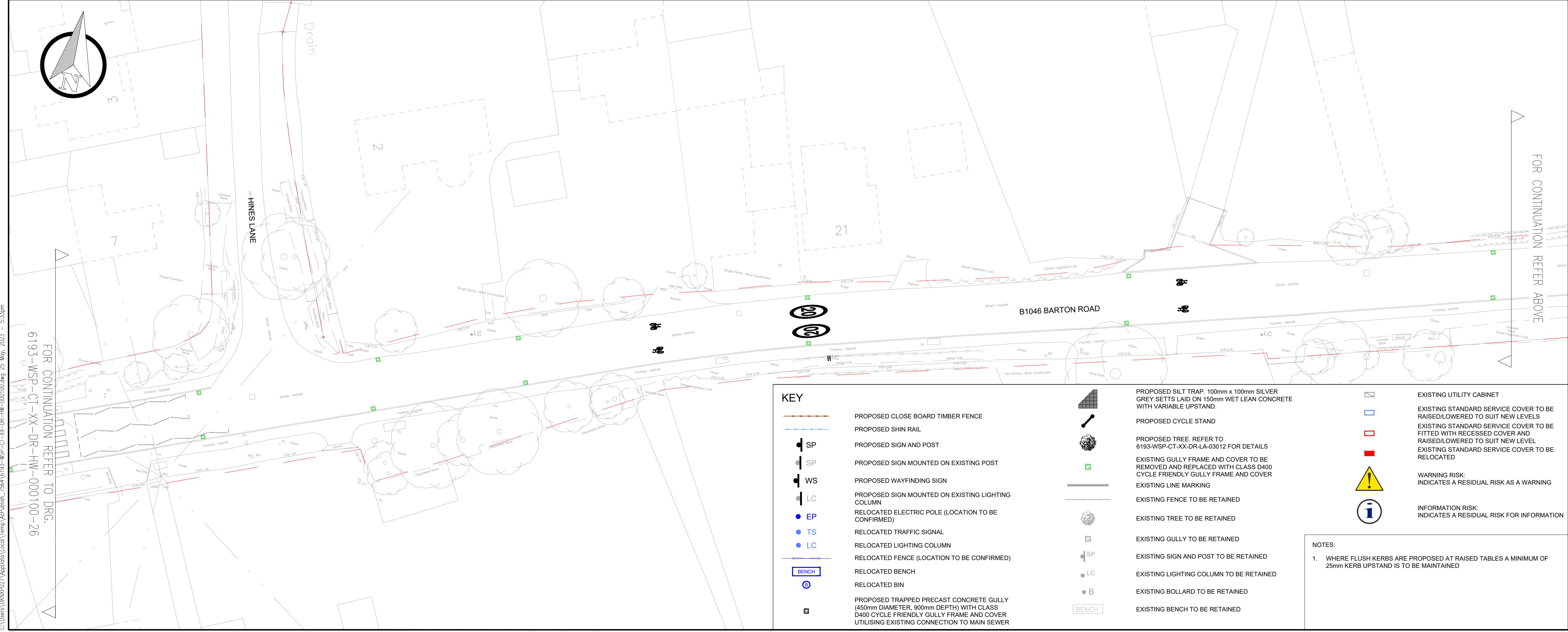
GENERAL ARRANGEMENT
SHEET 25 OF 31

SCALE @ A1	DATE	DESIGN/DRAWN	CHECKED	APPROVED	SHEET
1:250	13.01.2023	NP	JAH	JN	A1
WSP PROJECT NO.	70056482				
DRAWING NO.	6193-WSP-CT-XX-DR-HW-000100-25			REV	S3-P01

- KEY**
- PROPOSED CLOSE BOARD TIMBER FENCE
 - PROPOSED SHIN RAIL
 - SP PROPOSED SIGN AND POST
 - SP PROPOSED SIGN MOUNTED ON EXISTING POST
 - WS PROPOSED WAYFINDING SIGN
 - LC PROPOSED SIGN MOUNTED ON EXISTING LIGHTING COLUMN
 - EP RELOCATED ELECTRIC POLE (LOCATION TO BE CONFIRMED)
 - TS RELOCATED TRAFFIC SIGNAL
 - LC RELOCATED LIGHTING COLUMN
 - BENCH RELOCATED FENCE (LOCATION TO BE CONFIRMED)
 - BENCH RELOCATED BENCH
 - BENCH RELOCATED BIN
 - PROPOSED TRAPPED PRECAST CONCRETE GULLY (450mm DIAMETER, 900mm DEPTH) WITH CLASS D400 CYCLE FRIENDLY GULLY FRAME AND COVER UTILISING EXISTING CONNECTION TO MAIN SEWER
 - PROPOSED SILT TRAP, 100mm x 100mm SILVER GREY SETTS LAID ON 150mm WET LEAN CONCRETE WITH VARIABLE UPSTAND.
 - PROPOSED CYCLE STAND
 - PROPOSED TREE. REFER TO 6193-WSP-CT-XX-DR-LA-03012 FOR DETAILS
 - EXISTING GULLY FRAME AND COVER TO BE REMOVED AND REPLACED WITH CLASS D400 CYCLE FRIENDLY GULLY FRAME AND COVER
 - EXISTING LINE MARKING
 - EXISTING FENCE TO BE RETAINED
 - EXISTING TREE TO BE RETAINED
 - EXISTING GULLY TO BE RETAINED
 - EXISTING SIGN AND POST TO BE RETAINED
 - EXISTING LIGHTING COLUMN TO BE RETAINED
 - EXISTING BOLLARD TO BE RETAINED
 - EXISTING BENCH TO BE RETAINED
 - EXISTING UTILITY CABINET
 - EXISTING STANDARD SERVICE COVER TO BE RAISED/LOWERED TO SUIT NEW LEVELS
 - EXISTING STANDARD SERVICE COVER TO BE FITTED WITH RECESSED COVER AND RAISED/LOWERED TO SUIT NEW LEVEL
 - EXISTING STANDARD SERVICE COVER TO BE RELOCATED
 - WARNING RISK: INDICATES A RESIDUAL RISK AS A WARNING
 - INFORMATION RISK: INDICATES A RESIDUAL RISK FOR INFORMATION

NOTES:

1. WHERE FLUSH KERBS ARE PROPOSED AT RAISED TABLES A MINIMUM OF 25mm KERB UPSTAND IS TO BE MAINTAINED

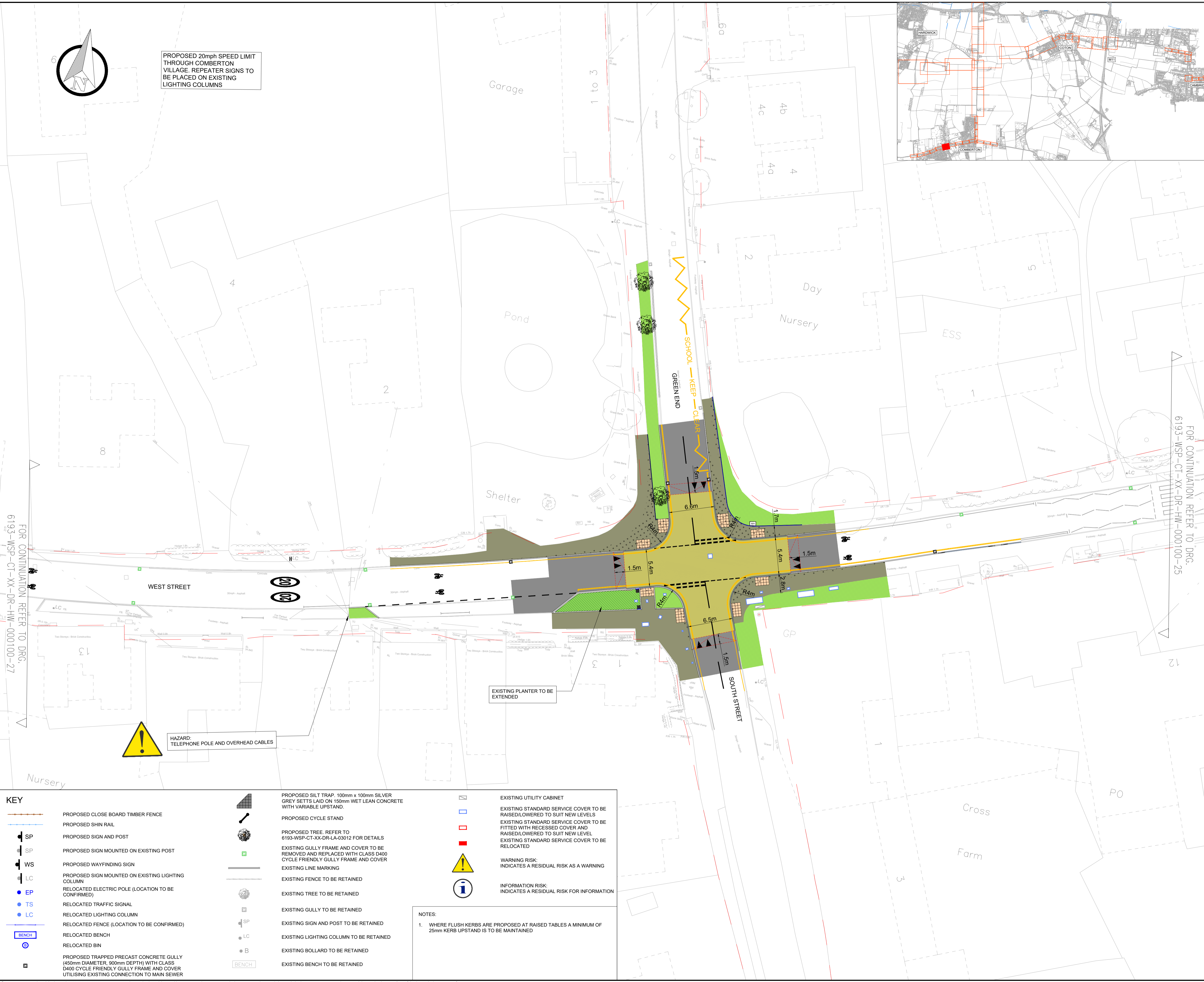


FOR CONTINUATION REFER BELOW

FOR CONTINUATION REFER TO DRG. 6193-WSP-CT-XX-DR-HW-000100-24

FOR CONTINUATION REFER TO DRG. 6193-WSP-CT-XX-DR-HW-000100-26

FOR CONTINUATION REFER ABOVE



KEY

- FULL RECONSTRUCTION: PROPOSED 40mm THICK CAMBRIDGESHIRE ASPHALT SURFACE COURSE (CLAUSE 12.03) ON 190mm AC 20 DENSE BIN. EXISTING TYPE 1 SUB BASE TO BE RECOMPACTED TO CLAUSE 803
- PROPOSED 40mm THICK CAMBRIDGESHIRE ASPHALT SURFACE COURSE (CLAUSE 12.03) ON 65mm AC 20 DENSE BIN
- PROPOSED FOOTWAY ASPHALT: 25mm THICK AC6 DENSE SURF LAID ON 60mm THICK AC14 CLOSE SURF DENSE ASPHALT CONCRETE. EXISTING TYPE 1 SUB BASE TO BE RECOMPACTED TO CLAUSE 803.
- PROPOSED 25mm THICK AC6 DENSE SURF LAID ON 60mm THICK AC14 CLOSE SURF DENSE ASPHALT CONCRETE ON 150mm TYPE 1 SUB BASE
- PROPOSED BUFF 65mm THICK TACTILE PAVING ON 25mm SAND CEMENT MORTAR BED LAID ON 60mm BINDER COURSE. EXISTING TYPE 1 SUB BASE TO BE RECOMPACTED TO CLAUSE 803.
- PROPOSED BUFF 65mm THICK TACTILE PAVING ON 25mm SAND CEMENT MORTAR BED LAID ON 60mm BINDER COURSE AND 150mm TYPE 1 SUB BASE
- PROPOSED RED 65mm THICK TACTILE PAVING ON 25mm SAND CEMENT MORTAR BED LAID ON 60mm BINDER COURSE. EXISTING TYPE 1 SUB BASE TO BE RECOMPACTED TO CLAUSE 803
- PROPOSED RED 65mm THICK TACTILE PAVING ON 25mm SAND CEMENT MORTAR BED LAID ON 60mm BINDER COURSE AND 150mm TYPE 1 SUB BASE
- PROPOSED 100 x 200 x 80mm PRE-CAST CONCRETE BLOCK WITH APPLIED BALLONITI TO BE INSTALLED AS PART OF THE TACTILE ARRANGEMENT
- PROPOSED 65mm THICK CORDUROY PAVING ON 25mm SAND CEMENT MORTAR BED LAID ON 60mm BINDER COURSE. EXISTING TYPE 1 SUB BASE TO BE RECOMPACTED TO CLAUSE 803
- PROPOSED 65mm THICK CORDUROY PAVING ON 25mm SAND CEMENT MORTAR BED LAID ON 60mm BINDER COURSE AND 150mm TYPE 1 SUB BASE
- RED COLOURED STONE MASTIC ASPHALT 6mm SURF (CLAUSE 12.03) 50mm THICK
- RED COLOURED STONE MASTIC ASPHALT 6mm SURF (CLAUSE 12.03) 50mm THICK, 65mm AC 20 DENSE BIN
- PROPOSED 200mm x 100mm x 80mm RED PRECAST CONCRETE RECTANGULAR BLOCKS LAID ON 60mm THICK AC14 CLOSE SURF DENSE ASPHALT CONCRETE. EXISTING TYPE 1 SUB BASE TO BE RECOMPACTED TO CLAUSE 803
- PROPOSED 3mm BUFF ANTI SKID RESISTANT SURFACE TREATMENT ON 40mm THICK CAMBRIDGESHIRE ASPHALT SURFACE COURSE (CLAUSE 12.03 OR 12.04) ON 65mm AC 20 DENSE BIN
- PROPOSED RAIN GARDEN: PLANTING ON 400mm TOPSOIL AND 600mm SUBSOIL. REFER TO 6193-WSP-CT-XX-DR-LA-03012 FOR PLANTING AND FULL DETAILS
- PROPOSED GRASS: ON 150mm TOPSOIL AND 300mm SUBSOIL. REFER TO 6193-WSP-CT-XX-DR-LA-03007 FOR PLANTING AND FULL DETAILS
- EXISTING VEGETATION TO BE TRIMMED
- PROPOSED 125mm x 225mm PRE-CAST CONCRETE BULLNOSE KERB LAID ON 150mm WET LEAN CONCRETE
- PROPOSED 50mm x 150mm PRE-CAST CONCRETE EDGING LAID ON 150mm WET LEAN CONCRETE
- PROPOSED 125mm x 150mm PRE-CAST CONCRETE FLUSH KERB WITH DROPPER LAID ON 150mm WET LEAN CONCRETE (MAX. 6mm UPSTAND)
- PROPOSED RAMP
- HIGHWAY BOUNDARY
- PROPOSED PRIMROSE YELLOW LINE MARKING
- PROPOSED WHITE LINE MARKING
- PROPOSED SINUSOIDAL HUMPS

S3-P02	25.05.2023	NP	KERB SPECIFICATION UPDATED	JAH	JN
S3-P01	13.01.2023	NP	FIRST ISSUE	JAH	JN
REV	DATE	BY	DESCRIPTION	CHK	APD

DRAWING STATUS

DETAILED DESIGN

70 Chancery Lane, London WC2A 1AF
www.fmconway.co.uk www.wsp.com

CLIENT

GREATER
CAMBRIDGE
PARTNERSHIP

PROJECT

COMBERTON GREENWAY

TITLE

GENERAL ARRANGEMENT
SHEET 26 OF 31

SCALE @ A1	DATE	DESIGN/DRAWN	CHECKED	APPROVED	SHEET
1:250	13.01.2023	NP	JAH	JN	A1
WSP PROJECT NO.		70056482			
DRAWING NO.					REV.
6193-WSP-CT-XX-DR-HW-000100-26					S3-P01


KEY

- PROPOSED CLOSE BOARD TIMBER FENCE
- PROPOSED SHIN RAIL
- SP PROPOSED SIGN AND POST
- SP PROPOSED SIGN MOUNTED ON EXISTING POST
- WS PROPOSED WAYFINDING SIGN
- LC PROPOSED SIGN MOUNTED ON EXISTING LIGHTING COLUMN
- EP RELOCATED ELECTRIC POLE (LOCATION TO BE CONFIRMED)
- TS RELOCATED TRAFFIC SIGNAL
- LC RELOCATED LIGHTING COLUMN
- BENCH RELOCATED BENCH
- BENCH RELOCATED BENCH
- PROPOSED TRAPPED PRECAST CONCRETE GULLY (450mm DIAMETER, 900mm DEPTH) WITH CLASS D400 CYCLE FRIENDLY GULLY FRAME AND COVER UTILISING EXISTING CONNECTION TO MAIN SEWER
- PROPOSED SILT TRAP. 100mm x 100mm SILVER GREY SETTS LAID ON 150mm WET LEAN CONCRETE WITH VARIABLE UPSTAND.
- PROPOSED CYCLE STAND
- PROPOSED TREE. REFER TO 6193-WSP-CT-XX-DR-LA-03012 FOR DETAILS
- EXISTING GULLY FRAME AND COVER TO BE REMOVED AND REPLACED WITH CLASS D400 CYCLE FRIENDLY GULLY FRAME AND COVER
- EXISTING LINE MARKING
- EXISTING FENCE TO BE RETAINED
- EXISTING TREE TO BE RETAINED
- EXISTING GULLY TO BE RETAINED
- EXISTING SIGN AND POST TO BE RETAINED
- EXISTING LIGHTING COLUMN TO BE RETAINED
- EXISTING BOLLARD TO BE RETAINED
- EXISTING BENCH TO BE RETAINED
- EXISTING UTILITY CABINET
- EXISTING STANDARD SERVICE COVER TO BE RAISED/LOWERED TO SUIT NEW LEVELS
- EXISTING STANDARD SERVICE COVER TO BE FITTED WITH RECESSED COVER AND RAISED/LOWERED TO SUIT NEW LEVEL
- EXISTING STANDARD SERVICE COVER TO BE RELOCATED
- WARNING RISK: INDICATES A RESIDUAL RISK AS A WARNING
- INFORMATION RISK: INDICATES A RESIDUAL RISK FOR INFORMATION

NOTES:

1. WHERE FLUSH KERBS ARE PROPOSED AT RAISED TABLES A MINIMUM OF 25mm KERB UPSTAND IS TO BE MAINTAINED

© Crown Copyright and database rights 2021 OS 100029205. You are permitted to use this data solely to enable you to respond to, or interact with, the organisation that provided you with the data. You are not permitted to copy, sub-license, distribute or sell any of this data to third parties in any form.



PROPOSED 20mph SPEED LIMIT THROUGH COMBERTON VILLAGE. REPEATER SIGNS TO BE PLACED ON EXISTING LIGHTING COLUMNS

KEY

- PROPOSED CLOSE BOARD TIMBER FENCE
- PROPOSED SHIN RAIL
- PROPOSED SIGN AND POST
- PROPOSED SIGN MOUNTED ON EXISTING POST
- PROPOSED WAYFINDING SIGN
- PROPOSED SIGN MOUNTED ON EXISTING LIGHTING COLUMN
- RELOCATED ELECTRIC POLE (LOCATION TO BE CONFIRMED)
- RELOCATED TRAFFIC SIGNAL
- RELOCATED LIGHTING COLUMN
- RELOCATED FENCE (LOCATION TO BE CONFIRMED)
- RELOCATED BENCH
- RELOCATED BIN
- PROPOSED TRAPPED PRECAST CONCRETE GULLY (450mm DIAMETER, 900mm DEPTH) WITH CLASS D400 CYCLE FRIENDLY GULLY FRAME AND COVER UTILISING EXISTING CONNECTION TO MAIN SEWER

KEY

- PROPOSED SILT TRAP: 100mm x 100mm SILVER GREY SETTS LAID ON 150mm WET LEAN CONCRETE WITH VARIABLE UPSTAND.
- PROPOSED TREE. REFER TO 6193-WSP-CT-XX-DR-LA-03012 FOR DETAILS
- EXISTING GULLY FRAME AND COVER TO BE REMOVED AND REPLACED WITH CLASS D400 CYCLE FRIENDLY GULLY FRAME AND COVER
- EXISTING LINE MARKING
- EXISTING FENCE TO BE RETAINED
- EXISTING TREE TO BE RETAINED
- EXISTING GULLY TO BE RETAINED
- EXISTING SIGN AND POST TO BE RETAINED
- EXISTING LIGHTING COLUMN TO BE RETAINED
- EXISTING BOLLARD TO BE RETAINED
- EXISTING BENCH TO BE RETAINED

KEY

- EXISTING UTILITY CABINET
- EXISTING STANDARD SERVICE COVER TO BE RAISED/LOWERED TO SUIT NEW LEVELS
- EXISTING STANDARD SERVICE COVER TO BE FITTED WITH RECESSED COVER AND RAISED/LOWERED TO SUIT NEW LEVEL
- EXISTING STANDARD SERVICE COVER TO BE RELOCATED
- WARNING RISK: INDICATES A RESIDUAL RISK AS A WARNING
- INFORMATION RISK: INDICATES A RESIDUAL RISK FOR INFORMATION

NOTES:
1. WHERE FLUSH KERBS ARE PROPOSED AT RAISED TABLES A MINIMUM OF 25mm KERB UPSTAND IS TO BE MAINTAINED

KEY

- FULL RECONSTRUCTION: PROPOSED 40mm THICK CAMBRIDGESHIRE ASPHALT SURFACE COURSE (CLAUSE 12.03) ON 190mm AC 20 DENSE BIN. EXISTING TYPE 1 SUB BASE TO BE RECOMPACTED TO CLAUSE 803
- PROPOSED 40mm THICK CAMBRIDGESHIRE ASPHALT SURFACE COURSE (CLAUSE 12.03) ON 65mm AC 20 DENSE BIN
- PROPOSED FOOTWAY ASPHALT: 25mm THICK AC6 DENSE SURF LAID ON 60mm THICK AC14 CLOSE SURF DENSE ASPHALT CONCRETE. EXISTING TYPE 1 SUB BASE TO BE RECOMPACTED TO CLAUSE 803.
- PROPOSED 25mm THICK AC6 DENSE SURF LAID ON 60mm THICK AC14 CLOSE SURF DENSE ASPHALT CONCRETE ON 150mm TYPE 1 SUB BASE
- PROPOSED BUFF 65mm THICK TACTILE PAVING ON 25mm SAND CEMENT MORTAR BED LAID ON 60mm BINDER COURSE. EXISTING TYPE 1 SUB BASE TO BE RECOMPACTED TO CLAUSE 803.
- PROPOSED BUFF 65mm THICK TACTILE PAVING ON 25mm SAND CEMENT MORTAR BED LAID ON 60mm BINDER COURSE AND 150mm TYPE 1 SUB BASE
- PROPOSED RED 65mm THICK TACTILE PAVING ON 25mm SAND CEMENT MORTAR BED LAID ON 60mm BINDER COURSE. EXISTING TYPE 1 SUB BASE TO BE RECOMPACTED TO CLAUSE 803
- PROPOSED RED 65mm THICK TACTILE PAVING ON 25mm SAND CEMENT MORTAR BED LAID ON 60mm BINDER COURSE AND 150mm TYPE 1 SUB BASE
- PROPOSED 100 x 200 x 80mm PRE-CAST CONCRETE BLOCK WITH APPLIED BALLONITIN TO BE INSTALLED AS PART OF THE TACTILE ARRANGEMENT
- PROPOSED 65mm THICK CORDUROY PAVING ON 25mm SAND CEMENT MORTAR BED LAID ON 60mm BINDER COURSE. EXISTING TYPE 1 SUB BASE TO BE RECOMPACTED TO CLAUSE 803
- PROPOSED 65mm THICK CORDUROY PAVING ON 25mm SAND CEMENT MORTAR BED LAID ON 60mm BINDER COURSE AND 150mm TYPE 1 SUB BASE
- RED COLOURED STONE MASTIC ASPHALT 6mm SURF (CLAUSE 12.03) 50mm THICK
- RED COLOURED STONE MASTIC ASPHALT 6mm SURF (CLAUSE 12.03) 50mm THICK, 65mm AC 20 DENSE BIN
- PROPOSED 200mm x 100mm x 80mm RED PRECAST CONCRETE RECTANGULAR BLOCKS LAID ON 60mm THICK AC14 CLOSE SURF DENSE ASPHALT CONCRETE. EXISTING TYPE 1 SUB BASE TO BE RECOMPACTED TO CLAUSE 803
- PROPOSED 3mm BUFF ANTI SKID RESISTANT SURFACE TREATMENT ON 40mm THICK CAMBRIDGESHIRE ASPHALT SURFACE COURSE (CLAUSE 12.03 OR 12.04) ON 65mm AC 20 DENSE BIN
- PROPOSED RAIN GARDEN: PLANTING ON 400mm TOPSOIL AND 600mm SUBSOIL. REFER TO 6193-WSP-CT-XX-DR-LA-03012 FOR PLANTING AND FULL DETAILS
- PROPOSED GRASS: ON 150mm TOPSOIL AND 300mm SUBSOIL. REFER TO 6193-WSP-CT-XX-DR-LA-03007 FOR PLANTING AND FULL DETAILS
- EXISTING VEGETATION TO BE TRIMMED
- PROPOSED 125mm x 225mm PRE-CAST CONCRETE BULLNOSE KERB LAID ON 150mm WET LEAN CONCRETE
- PROPOSED 60mm x 150mm PRE-CAST CONCRETE EDGING LAID ON 150mm WET LEAN CONCRETE
- PROPOSED 125mm x 150mm PRE-CAST CONCRETE FLUSH KERB WITH DROPPER LAID ON 150mm WET LEAN CONCRETE (MAX. 6mm UPSTAND)
- PROPOSED RAMP
- HIGHWAY BOUNDARY
- PROPOSED PRIMROSE YELLOW LINE MARKING
- PROPOSED WHITE LINE MARKING
- PROPOSED SINUSOIDAL HUMP



S3-P02	25.05.2023	NP	KERB SPECIFICATION UPDATED	JAH	JN
S3-P01	13.01.2023	NP	FIRST ISSUE	JAH	JN
REV	DATE	BY	DESCRIPTION	CHK	APD

DETAILED DESIGN




PROJECT
COMBERTON GREENWAY

TITLE
GENERAL ARRANGEMENT
SHEET 27 OF 31

SCALE @ A1	DATE	DESIGN/DRAWN	CHECKED	APPROVED	SHEET
1:250	13.01.2023	NP	JAH	JN	A1
WSP PROJECT NO.	70056482				

DRAWING No.	REV
6193-WSP-CT-XX-DR-HW-000100-27	S3-P01

C:\Users\N000027\AppData\Local\Temp\AutoCAD_25614193-WSP-CT-XX-DR-HW-000100-28.dwg 25 May 2023 - 5:34pm



PROPOSED 20mph SPEED LIMIT THROUGH COMBERTON VILLAGE. REPEATER SIGNS TO BE PLACED ON EXISTING LIGHTING COLUMNS

KEY

- PROPOSED CLOSE BOARD TIMBER FENCE
- PROPOSED SHIN RAIL
- PROPOSED SIGN AND POST
- PROPOSED SIGN MOUNTED ON EXISTING POST
- PROPOSED WAYFINDING SIGN
- PROPOSED SIGN MOUNTED ON EXISTING LIGHTING COLUMN
- RELOCATED ELECTRIC POLE (LOCATION TO BE CONFIRMED)
- RELOCATED TRAFFIC SIGNAL
- RELOCATED LIGHTING COLUMN
- RELOCATED FENCE (LOCATION TO BE CONFIRMED)
- RELOCATED BENCH
- RELOCATED BIN
- PROPOSED TRAPPED PRECAST CONCRETE GULLY (450mm DIAMETER, 900mm DEPTH) WITH CLASS D400 CYCLE FRIENDLY FRAME AND COVER UTILISING EXISTING CONNECTION TO MAIN SEWER

KEY

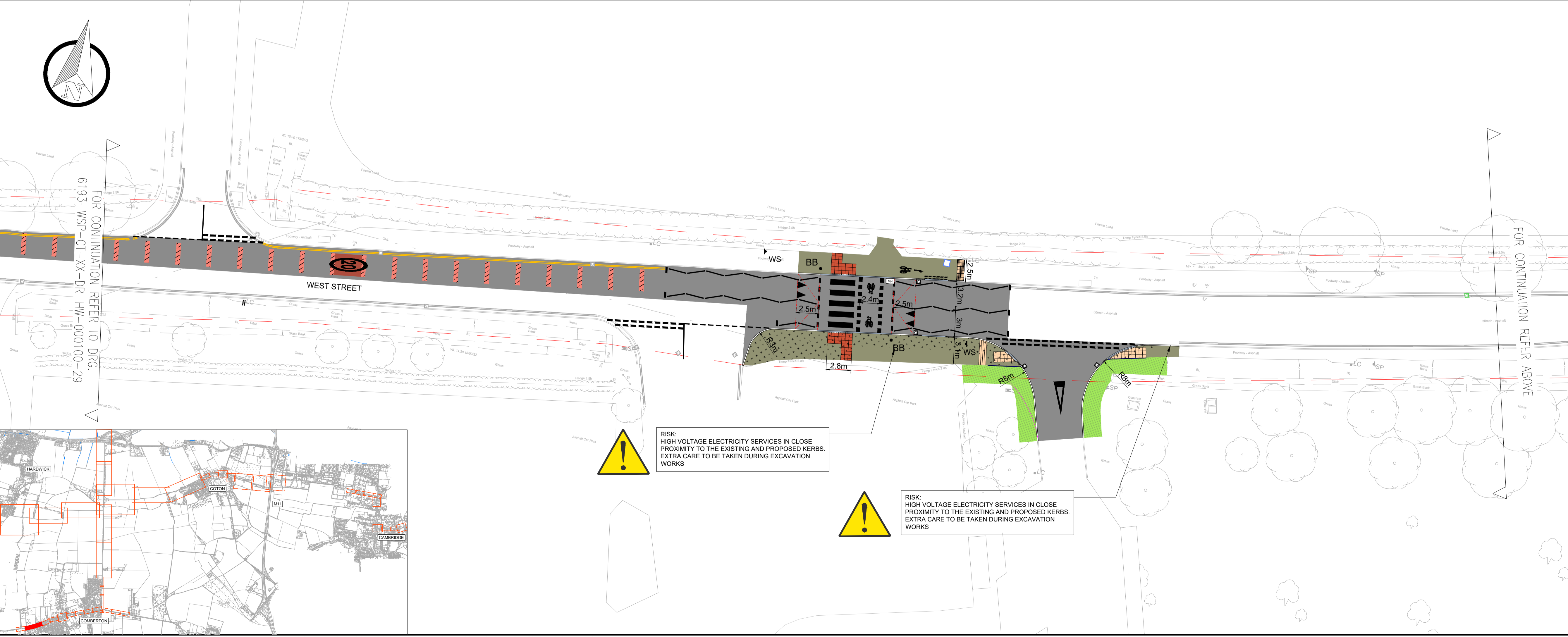
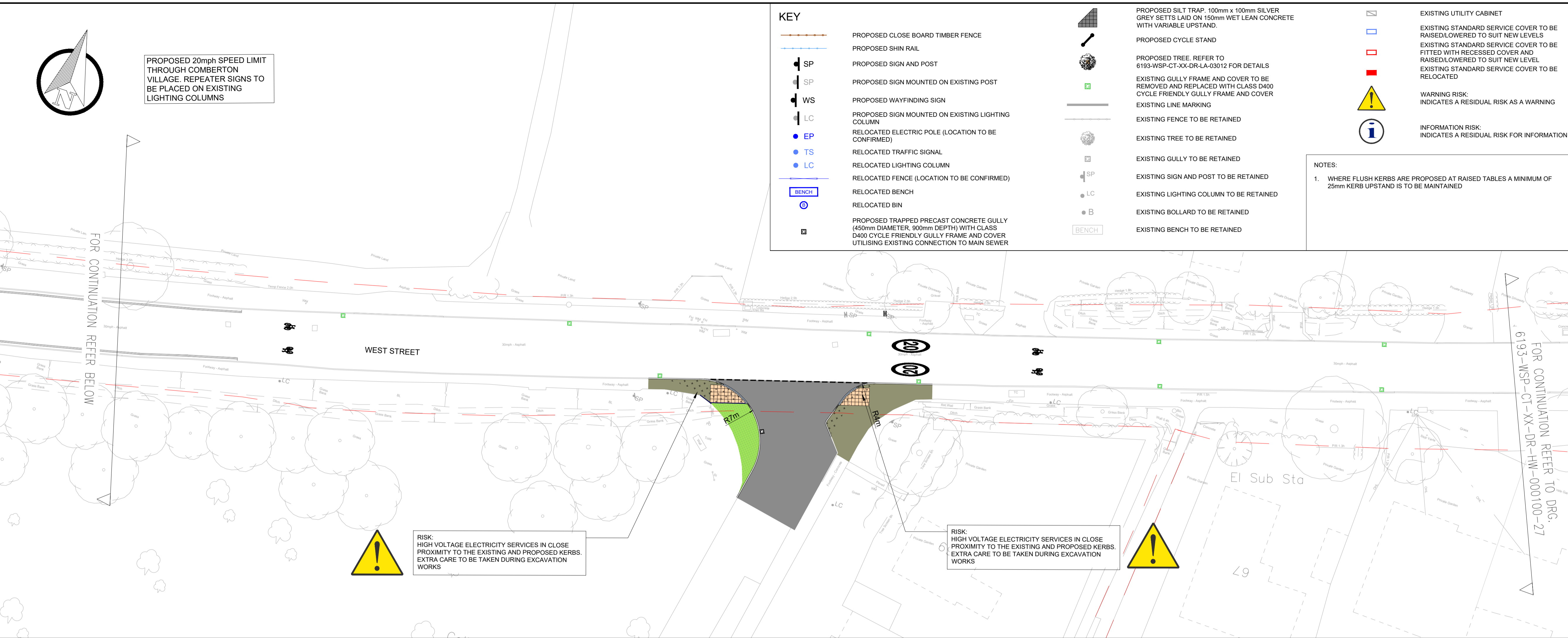
- PROPOSED SILT TRAP: 100mm x 100mm SILVER GREY SETTS LAID ON 150mm WET LEAN CONCRETE WITH VARIABLE UPSTAND.
- PROPOSED CYCLE STAND
- PROPOSED TREE. REFER TO 6193-WSP-CT-XX-DR-LA-03012 FOR DETAILS
- EXISTING GULLY FRAME AND COVER TO BE REMOVED AND REPLACED WITH CLASS D400 CYCLE FRIENDLY FRAME AND COVER
- EXISTING LINE MARKING
- EXISTING FENCE TO BE RETAINED
- EXISTING TREE TO BE RETAINED
- EXISTING GULLY TO BE RETAINED
- EXISTING SIGN AND POST TO BE RETAINED
- EXISTING LIGHTING COLUMN TO BE RETAINED
- EXISTING BOLLARD TO BE RETAINED
- EXISTING BENCH TO BE RETAINED

KEY

- EXISTING UTILITY CABINET
- EXISTING STANDARD SERVICE COVER TO BE RAISED/LOWERED TO SUIT NEW LEVELS
- EXISTING STANDARD SERVICE COVER TO BE FITTED WITH RECESSED COVER AND RAISED/LOWERED TO SUIT NEW LEVEL
- EXISTING STANDARD SERVICE COVER TO BE RELOCATED
- WARNING RISK: INDICATES A RESIDUAL RISK AS A WARNING
- INFORMATION RISK: INDICATES A RESIDUAL RISK FOR INFORMATION

NOTES:

1. WHERE FLUSH KERBS ARE PROPOSED AT RAISED TABLES A MINIMUM OF 25mm KERB UPSTAND IS TO BE MAINTAINED



KEY

- FULL RECONSTRUCTION: PROPOSED 40mm THICK CAMBRIDGESHIRE ASPHALT SURFACE COURSE (CLAUSE 12.03) ON 190mm AC 20 DENSE BIN. EXISTING TYPE 1 SUB BASE TO BE RECOMPACTED TO CLAUSE 803
- PROPOSED 40mm THICK CAMBRIDGESHIRE ASPHALT SURFACE COURSE (CLAUSE 12.03) ON 65mm AC 20 DENSE BIN
- PROPOSED FOOTWAY ASPHALT: 25mm THICK AC6 DENSE SURF LAID ON 60mm THICK AC14 CLOSE SURF DENSE ASPHALT CONCRETE. EXISTING TYPE 1 SUB BASE TO BE RECOMPACTED TO CLAUSE 803.
- PROPOSED 25mm THICK AC6 DENSE SURF LAID ON 60mm THICK AC14 CLOSE SURF DENSE ASPHALT CONCRETE ON 150mm TYPE 1 SUB BASE
- PROPOSED BUFF 65mm THICK TACTILE PAVING ON 25mm SAND CEMENT MORTAR BED LAID ON 60mm BINDER COURSE. EXISTING TYPE 1 SUB BASE TO BE RECOMPACTED TO CLAUSE 803.
- PROPOSED BUFF 65mm THICK TACTILE PAVING ON 25mm SAND CEMENT MORTAR BED LAID ON 60mm BINDER COURSE AND 150mm TYPE 1 SUB BASE
- PROPOSED RED 65mm THICK TACTILE PAVING ON 25mm SAND CEMENT MORTAR BED LAID ON 60mm BINDER COURSE. EXISTING TYPE 1 SUB BASE TO BE RECOMPACTED TO CLAUSE 803
- PROPOSED RED 65mm THICK TACTILE PAVING ON 25mm SAND CEMENT MORTAR BED LAID ON 60mm BINDER COURSE AND 150mm TYPE 1 SUB BASE
- PROPOSED 100 x 80mm PRE-CAST CONCRETE BLOCK WITH APPLIED BALLONFINI TO BE INSTALLED AS PART OF THE TACTILE ARRANGEMENT
- PROPOSED 65mm THICK CORDUROY PAVING ON 25mm SAND CEMENT MORTAR BED LAID ON 60mm BINDER COURSE. EXISTING TYPE 1 SUB BASE TO BE RECOMPACTED TO CLAUSE 803
- PROPOSED 65mm THICK CORDUROY PAVING ON 25mm SAND CEMENT MORTAR BED LAID ON 60mm BINDER COURSE AND 150mm TYPE 1 SUB BASE
- RED COLOURED STONE MASTIC ASPHALT 6mm SURF (CLAUSE 12.03) 50mm THICK
- RED COLOURED STONE MASTIC ASPHALT 6mm SURF (CLAUSE 12.03) 50mm THICK, 65mm AC 20 DENSE BIN
- PROPOSED 200mm x 100mm x 80mm RED PRECAST CONCRETE RECTANGULAR BLOCKS LAID ON 60mm THICK AC14 CLOSE SURF DENSE ASPHALT CONCRETE. EXISTING TYPE 1 SUB BASE TO BE RECOMPACTED TO CLAUSE 803
- PROPOSED 3mm BUFF ANTI SKID RESISTANT SURFACE TREATMENT ON 40mm THICK CAMBRIDGESHIRE ASPHALT SURFACE COURSE (CLAUSE 12.03 OR 12.04) ON 65mm AC 20 DENSE BIN
- PROPOSED RAIN GARDEN: PLANTING ON 400mm TOPSOIL AND 600mm SUBSOIL. REFER TO 6193-WSP-CT-XX-DR-LA-03012 FOR PLANTING AND FULL DETAILS
- PROPOSED GRASS: ON 150mm TOPSOIL AND 300mm SUBSOIL. REFER TO 6193-WSP-CT-XX-DR-LA-03007 FOR PLANTING AND FULL DETAILS
- EXISTING VEGETATION TO BE TRIMMED
- PROPOSED 125mm x 225mm PRE-CAST CONCRETE BULLNOSE KERB LAID ON 150mm WET LEAN CONCRETE
- PROPOSED 60mm x 150mm PRE-CAST CONCRETE EDGING LAID ON 150mm WET LEAN CONCRETE
- PROPOSED 125mm x 150mm PRE-CAST CONCRETE FLUSH KERB WITH DROPPER LAID ON 150mm WET LEAN CONCRETE (MAX. 6mm UPSTAND)
- PROPOSED RAMP
- HIGHWAY BOUNDARY
- PROPOSED PRIMROSE YELLOW LINE MARKING
- PROPOSED WHITE LINE MARKING
- PROPOSED SINUSOIDAL HUMPS

S3-P02	25.05.2023	NP	KERB SPECIFICATION UPDATED	JAH	JN
S3-P01	13.01.2023	NP	FIRST ISSUE	JAH	JN
REV	DATE	BY	DESCRIPTION	CHK	APD

CLIENT

WSP

70 Chancery Lane, London WC2A 1AF
www.fmconway.co.uk www.wsp.com

GREATER CAMBRIDGE PARTNERSHIP

PROJECT

COMBERTON GREENWAY

TITLE

GENERAL ARRANGEMENT
SHEET 28 OF 31

SCALE @ A1: 1:250

DATE: 13.01.2023

DESIGN/DRAWN: NP

CHECKED: JAH

APPROVED: JN

SHEET: A1

WSP PROJECT NO: 70056482














DRAWING No: 6193-WSP-CT-XX-DR-HW-000100-28

REV: S3-P01













C:\Users\jw001027\AppData\Local\Temp\Applink_7564\6193-WSP-CT-XX-DR-HW-000100-28.dwg 25 May 2023 - 5:55pm

© Crown Copyright and database rights 2021 OS 100023205. You are permitted to use this data solely to enable you to respond to, or interact with, the organisation that provided you with the data. You are not permitted to copy, sub-license, distribute or sell any of this data to third parties in any form.







KEY

-  PROPOSED CLOSE BOARD TIMBER FENCE
-  PROPOSED SHIN RAIL
-  PROPOSED SIGN AND POST
-  PROPOSED SIGN MOUNTED ON EXISTING POST
-  PROPOSED WAYFINDING SIGN
-  PROPOSED SIGN MOUNTED ON EXISTING LIGHTING COLUMN
-  RELOCATED ELECTRIC POLE (LOCATION TO BE CONFIRMED)
-  RELOCATED TRAFFIC SIGNAL
-  RELOCATED LIGHTING COLUMN
-  RELOCATED FENCE (LOCATION TO BE CONFIRMED)
-  RELOCATED BENCH
-  RELOCATED BIN
-  PROPOSED TRAPPED PRECAST CONCRETE GULLY (450mm DIAMETER, 900mm DEPTH) WITH CLASS D400 CYCLE FRIENDLY GULLY FRAME AND COVER UTILISING EXISTING CONNECTION TO MAIN SEWER

KEY




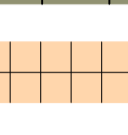
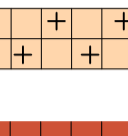

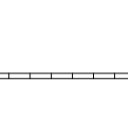
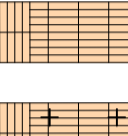
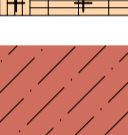






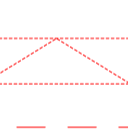



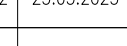
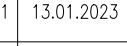

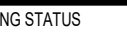



-  PROPOSED SILT TRAP: 100mm x 100mm SILVER GREY SETTS LAID ON 150mm WET LEAN CONCRETE WITH VARIABLE UPSTAND.
-  PROPOSED CYCLE STAND
-  PROPOSED TREE. REFER TO 6193-WSP-CT-XX-DR-LA-03012 FOR DETAILS
-  EXISTING GULLY FRAME AND COVER TO BE REMOVED AND REPLACED WITH CLASS D400 CYCLE FRIENDLY GULLY FRAME AND COVER
-  EXISTING LINE MARKING
-  EXISTING FENCE TO BE RETAINED
-  EXISTING TREE TO BE RETAINED
-  EXISTING GULLY TO BE RETAINED
-  EXISTING SIGN AND POST TO BE RETAINED
-  EXISTING LIGHTING COLUMN TO BE RETAINED
-  EXISTING BOLLARD TO BE RETAINED
-  EXISTING BENCH TO BE RETAINED

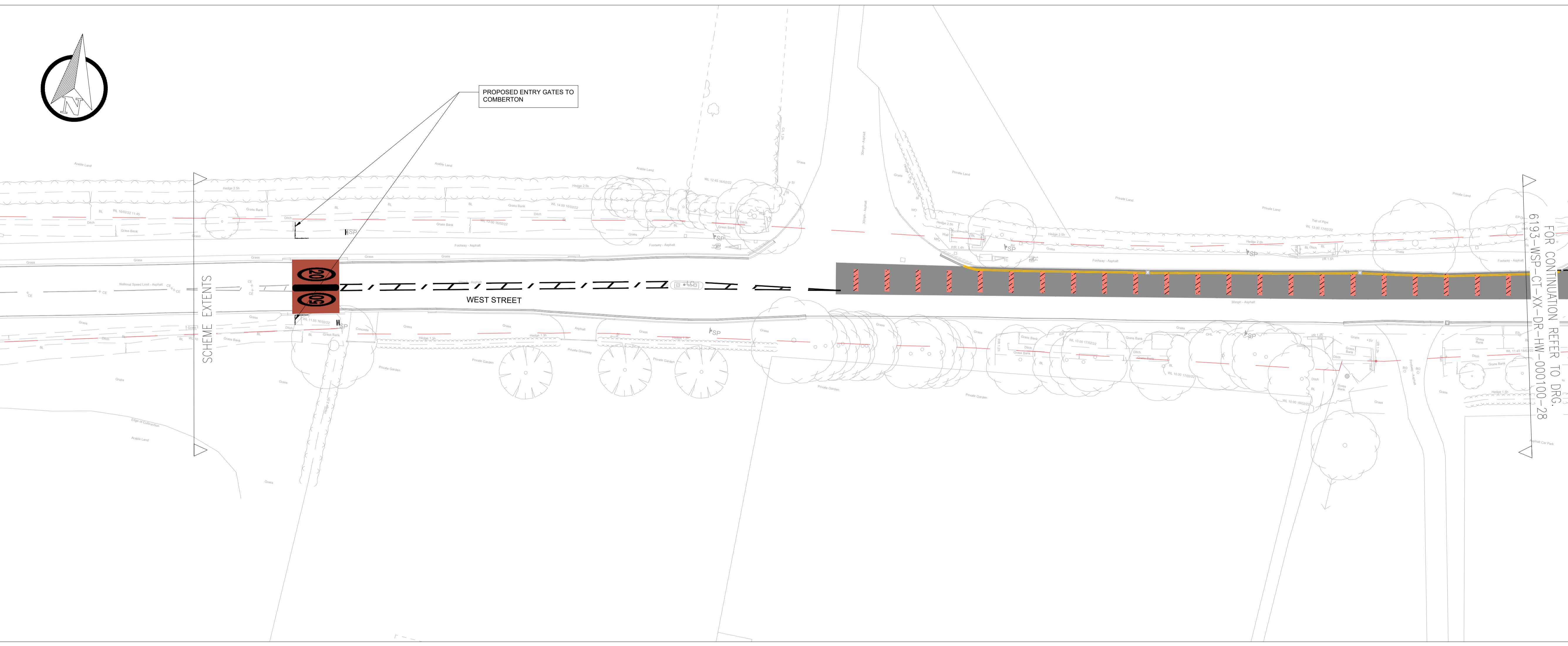
KEY

-  EXISTING UTILITY CABINET
-  EXISTING STANDARD SERVICE COVER TO BE RAISED/LOWERED TO SUIT NEW LEVELS
-  EXISTING STANDARD SERVICE COVER TO BE FITTED WITH RECESSED COVER AND RAISED/LOWERED TO SUIT NEW LEVEL
-  EXISTING STANDARD SERVICE COVER TO BE RELOCATED
-  WARNING RISK: INDICATES A RESIDUAL RISK AS A WARNING
-  INFORMATION RISK: INDICATES A RESIDUAL RISK FOR INFORMATION

NOTES:
 1. WHERE FLUSH KERBS ARE PROPOSED AT RAISED TABLES A MINIMUM OF 25mm KERB UPSTAND IS TO BE MAINTAINED

KEY

-  FULL RECONSTRUCTION: PROPOSED 40mm THICK CAMBRIDGESHIRE ASPHALT SURFACE COURSE (CLAUSE 12.03) ON 190mm AC 20 DENSE BIN. EXISTING TYPE 1 SUB BASE TO BE RECOMPACTED TO CLAUSE 803
-  PROPOSED 40mm THICK CAMBRIDGESHIRE ASPHALT SURFACE COURSE (CLAUSE 12.03) ON 65mm AC 20 DENSE BIN
-  PROPOSED FOOTWAY ASPHALT: 25mm THICK AC6 DENSE SURF LAID ON 60mm THICK AC14 CLOSE SURF DENSE ASPHALT CONCRETE. EXISTING TYPE 1 SUB BASE TO BE RECOMPACTED TO CLAUSE 803.
-  PROPOSED 25mm THICK AC6 DENSE SURF LAID ON 60mm THICK AC14 CLOSE SURF DENSE ASPHALT CONCRETE ON 150mm TYPE 1 SUB BASE
-  PROPOSED BUFF 65mm THICK TACTILE PAVING ON 25mm SAND CEMENT MORTAR BED LAID ON 60mm BINDER COURSE. EXISTING TYPE 1 SUB BASE TO BE RECOMPACTED TO CLAUSE 803.
-  PROPOSED BUFF 65mm THICK TACTILE PAVING ON 25mm SAND CEMENT MORTAR BED LAID ON 60mm BINDER COURSE AND 150mm TYPE 1 SUB BASE
-  PROPOSED RED 65mm THICK TACTILE PAVING ON 25mm SAND CEMENT MORTAR BED LAID ON 60mm BINDER COURSE. EXISTING TYPE 1 SUB BASE TO BE RECOMPACTED TO CLAUSE 803
-  PROPOSED RED 65mm THICK TACTILE PAVING ON 25mm SAND CEMENT MORTAR BED LAID ON 60mm BINDER COURSE AND 150mm TYPE 1 SUB BASE
-  PROPOSED 100 x 200 x 80mm PRE-CAST CONCRETE BLOCK WITH APPLIED BALLONITTO TO BE INSTALLED AS PART OF THE TACTILE ARRANGEMENT
-  PROPOSED 65mm THICK CORDUROY PAVING ON 25mm SAND CEMENT MORTAR BED LAID ON 60mm BINDER COURSE. EXISTING TYPE 1 SUB BASE TO BE RECOMPACTED TO CLAUSE 803
-  PROPOSED 65mm THICK CORDUROY PAVING ON 25mm SAND CEMENT MORTAR BED LAID ON 60mm BINDER COURSE AND 150mm TYPE 1 SUB BASE
-  RED COLOURED STONE MASTIC ASPHALT 6mm SURF (CLAUSE 12.03) 50mm THICK
-  RED COLOURED STONE MASTIC ASPHALT 6mm SURF (CLAUSE 12.03) 50mm THICK, 65mm AC 20 DENSE BIN
-  PROPOSED 200mm x 100mm x 80mm RED PRECAST CONCRETE RECTANGULAR BLOCKS LAID ON 60mm THICK AC14 CLOSE SURF DENSE ASPHALT CONCRETE. EXISTING TYPE 1 SUB BASE TO BE RECOMPACTED TO CLAUSE 803
-  PROPOSED 3mm BUFF ANTI SKID RESISTANT SURFACE TREATMENT ON 40mm THICK CAMBRIDGESHIRE ASPHALT SURFACE COURSE (CLAUSE 12.03 OR 12.04) ON 65mm AC 20 DENSE BIN
-  PROPOSED RAIN GARDEN: PLANTING ON 400mm TOPSOIL AND 600mm SUBSOIL. REFER TO 6193-WSP-CT-XX-DR-LA-03012 FOR PLANTING AND FULL DETAILS
-  PROPOSED GRASS: ON 150mm TOPSOIL AND 300mm SUBSOIL. REFER TO 6193-WSP-CT-XX-DR-LA-03007 FOR PLANTING AND FULL DETAILS
-  EXISTING VEGETATION TO BE TRIMMED
-  PROPOSED 125mm x 225mm PRE-CAST CONCRETE BULLNOSE KERB LAID ON 150mm WET LEAN CONCRETE
-  PROPOSED 60mm x 150mm PRE-CAST CONCRETE EDGING LAID ON 150mm WET LEAN CONCRETE
-  PROPOSED 125mm x 150mm PRE-CAST CONCRETE FLUSH KERB WITH DROPPER LAID ON 150mm WET LEAN CONCRETE (MAX. 6mm UPSTAND)
-  PROPOSED RAMP
-  HIGHWAY BOUNDARY
-  PROPOSED PRIMROSE YELLOW LINE MARKING
-  PROPOSED WHITE LINE MARKING
-  PROPOSED SINUSOIDAL HUMPS



S3-P02	25.05.2023	NP	KERB SPECIFICATION UPDATED	JAH	JN
S3-P01	13.01.2023	NP	FIRST ISSUE	JAH	JN
REV	DATE	BY	DESCRIPTION	CHK	APD

DRAWING STATUS: **DETAILED DESIGN**



70 Chancery Lane, London WC2A 1AF
 www.fmconway.co.uk www.wsp.com

CLIENT: **GREATER CAMBRIDGE PARTNERSHIP**

PROJECT: **COMBERTON GREENWAY**

TITLE: **GENERAL ARRANGEMENT SHEET 29 OF 31**

SCALE @ A1	DATE	DESIGN/DRAWN	CHECKED	APPROVED	SHEET
1:250	13.01.2023	NP	JAH	JN	A1

WSP PROJECT NO.	70056482
DRAWING No.	6193-WSP-CT-XX-DR-HW-000100-29
REV	S3-P01

C:\Users\jv000027\AppData\Local\Temp\Temp\MapData\Local\Temp\MapData\6193-WSP-CT-XX-DR-HW-000100.dwg 25 May 2023 15:55:56
 Crown Copyright and database rights 2021 OS 100023205. You are permitted to use this data solely to enable you to respond to, or interact with, the organisation that provided you the data. You are not permitted to copy, sub-license, distribute or sell any of this data to third parties in any form.